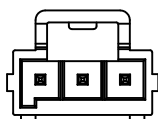
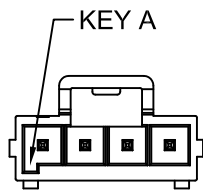


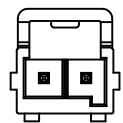
2P
KAY A



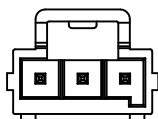
3P
KAY A



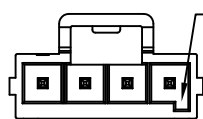
4P~8P
KAY A



2P
KAY B



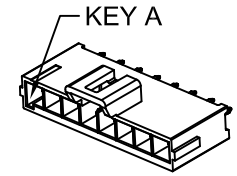
3P
KAY B



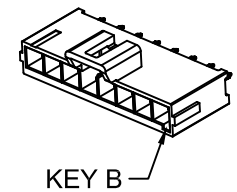
4P~8P
KAY B

Ordering Information:
A3501WVE-F-XP - *** - ***
1 2 3

- Part No.
- Color.
(Blank): Black, KYE A
NAT: Natural, KYE B
- Finish.
(Blank): Tin over Nickel: 80~120µm (2.03~3.05µm). Tin over 30~50µm(0.76~1.27µm). Nickel
GT15: Mating Area : 15µm (0.38µm) MIN. Gold
Tail Area: 80~120µm (2.03~3.05µm). Tin
All Area : 30~50µm(0.76~1.27µm). Nickel
GT30: Mating Area : 30µm (0.76µm) MIN. Gold
Tail Area: 80~120µm (2.03~3.05µm) . Tin
All Area : 30~50µm(0.76~1.27µm). Nickel



SPECIFICATIONS:
Current Rating: 14A AC,DC (AWG #16)
Voltage Rating: 400V AC,DC
Temperature Range: -40°C ~ +105°C
Contact Resistance: 15mΩ Max
Insulation Resistance: 1000MΩ Min
Withstanding Voltage: 1500V AC/minute
Pin Material: Brass
Material: LCP, UL94V-0



Ordering Information & Dimensions

| Part NO. | Dimensions(mm) | |
|---------------|----------------|-------|
| | A | B |
| A3501WVE-F-2P | 3.50 | 8.00 |
| A3501WVE-F-3P | 7.00 | 11.50 |
| A3501WVE-F-4P | 10.50 | 15.00 |
| A3501WVE-F-5P | 14.00 | 18.50 |
| A3501WVE-F-6P | 17.50 | 22.00 |
| A3501WVE-F-7P | 21.00 | 25.50 |
| A3501WVE-F-8P | 24.50 | 29.00 |

CJTconn CHANGJIANG CONNECTORS CO.,LTD.

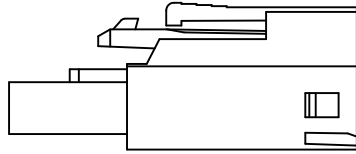
| | | |
|-------------------------|------------------------|-----------------|
| Unit mm | Scale 2:1 | Sheet 1 of 2 |
| Draw By: Diankui Wan | Approved : Jack Yin | |

Title :
3.50mm Pitch
180° Single Row DIP Wafer

| | | |
|-----|-------------|------------|
| A0 | NEW RELEASE | 2019.07.10 |
| REV | DESCRIPTION | DATE |

| | |
|-------------------|---------|
| General Tolerance | PROJECT |
| x.x±0.25 | |
| x.xx±0.20 | |
| x.xx±0.15 | |

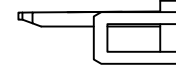
DRAW NO : A3501WVE-F-XP REV A0



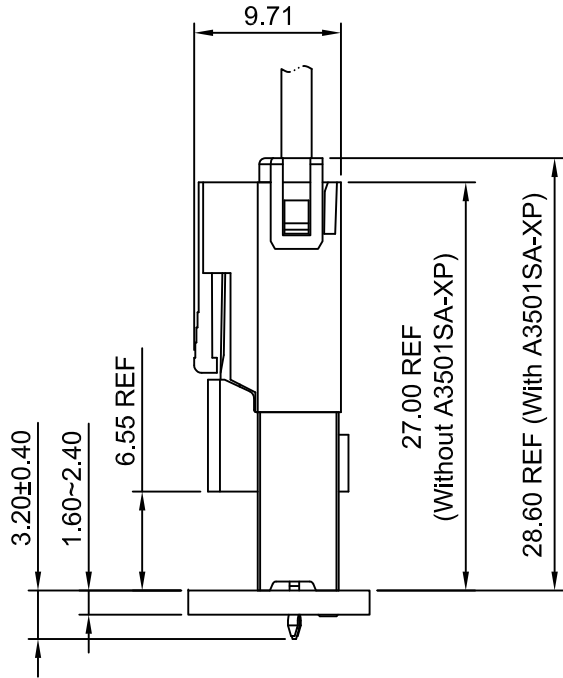
A3501HE-XP



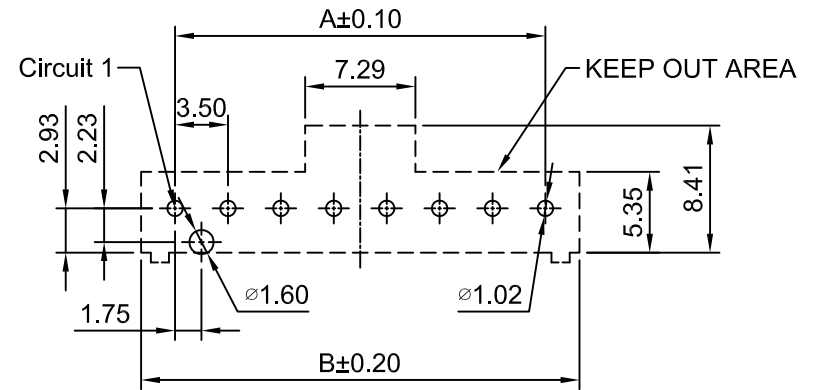
A3501-T-E/A3501-T-E-L



A3501SA-XP



ASSEMBLY LAYOUT
MATED WITH A3501HE-XP



P.C.B LAYOUT COMPONENT SIDE
RECOMENDED THICKNESS: 1.60mm~2.40mm
TOLERANCE:±0.05



CHANGJIANG CONNECTORS CO.,LTD.

| | | |
|------|-------|--------|
| Unit | Scale | Sheet |
| mm | 2:1 | 2 of 2 |

Title :
3.50mm Pitch
180° Single Row DIP Wafer

| | |
|-------------|------------|
| Draw By: | Approved : |
| Diankui Wan | Jack Yin |

| | |
|-------------------|---------|
| General Tolerance | |
| x.xx±0.25 | PROJECT |
| x.xx±0.20 | |
| x.xx±0.15 | |

DRAW NO : A3501WVE-F-XP REV A0

| | | |
|-----|-------------|------------|
| REV | DESCRIPTION | DATE |
| A0 | NEW RELEASE | 2019.07.10 |